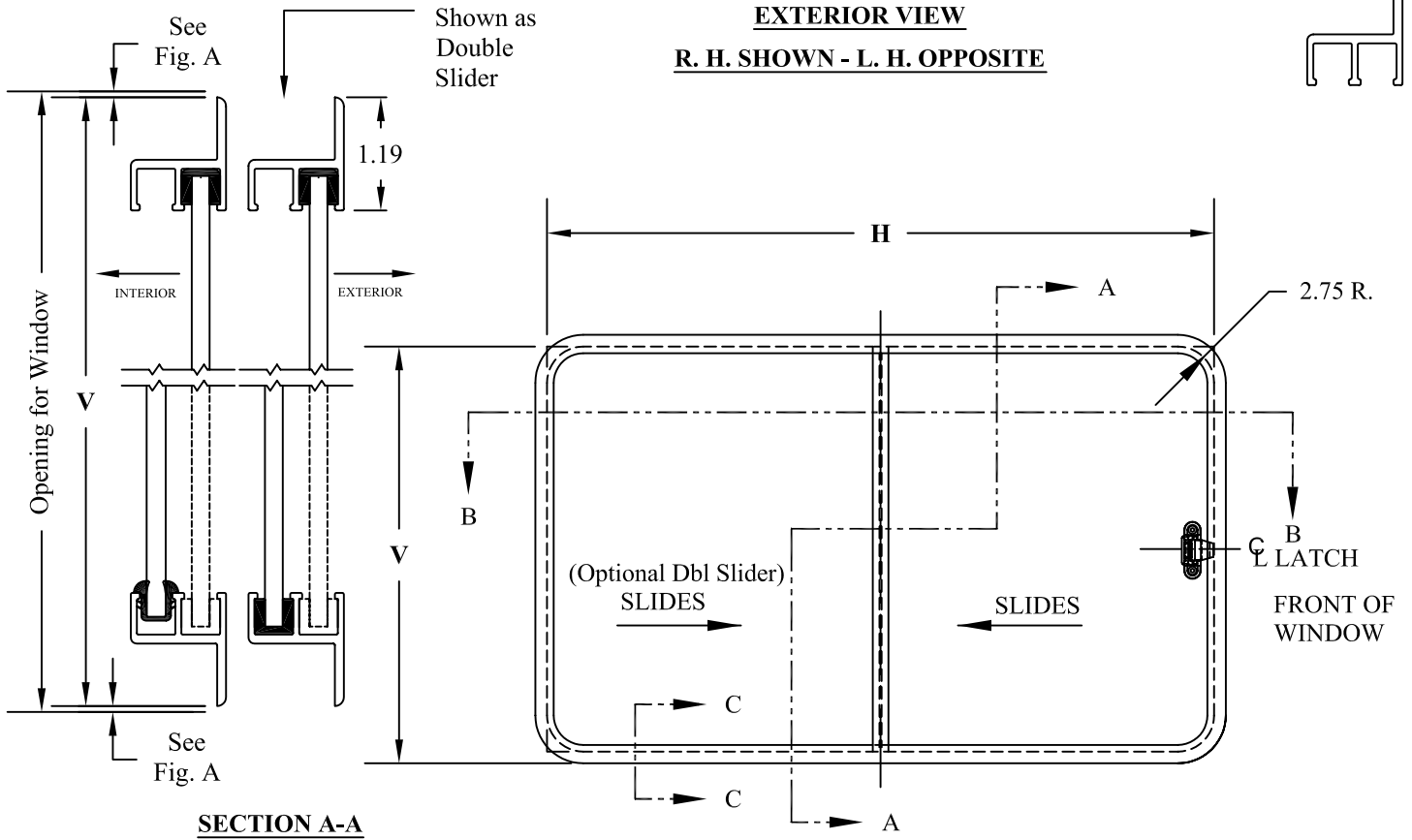
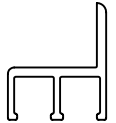


FLANGE-MOUNT UNFRAMED GLASS

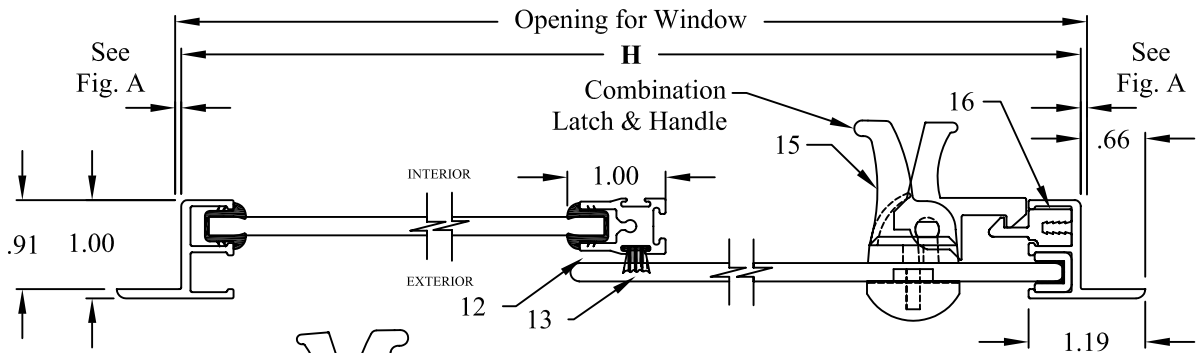
SINGLE or DOUBLE SLIDING WINDOW

FS-139

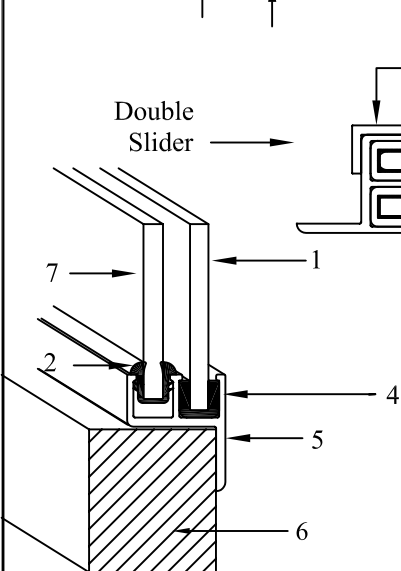
EXTERIOR VIEW
R. H. SHOWN - L. H. OPPOSITE



SECTION A-A



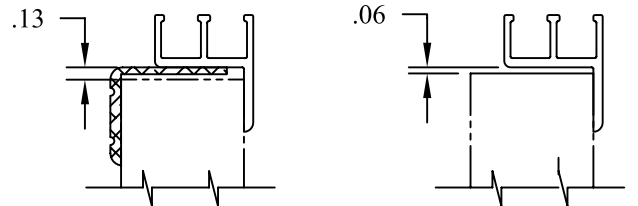
SECTION B-B



- KEY TO NUMBERED PARTS**
1. Sliding glass
 2. Vinyl glass channel
 4. Felt slide channel
 5. Outer Frame
 6. Vehicle Wall
 7. Stationary glass
 12. Vertical Rail
 13. Felt Pile Weather Seal
 14. Rubber Weather Seal
 15. WP70 Latch & Handle
 16. Latch Keeper
 21. Vertical Rail—Double Slider
 25. Latch Kpr—Double Slider

FIG. A

WINDOW OPENING CLEARANCES
Selection of optional interior trim ring requires additional allowance for window opening as shown.



FS-139 WINDOW FEATURES

STANDARD SHAPES

Flange mount with sliding glass which moves inside a felt lined channel. Easy operating handle latches and unlatches the slider pane(s) in the same motion used for opening and closing the window. Drain slots, where necessary, and weather seals keep wind and water outside. This window can be manufactured in various shapes, sizes, and sliding configurations.

ORDERING INFORMATION

GLAZING: 3/16" Clear Tempered Safety Glass (Std)

Options:

3/16" Tempered Glass Light Green or Medium Gray Tint*

1/4" Tempered Glass- Clear, Light Green or Med Gray Tint*

3/16" or 1/4" Polycarbonate or Acrylic in various tints

*Additional Tints available upon request

FRAME FINISH: Clear Anodized (STD)

Option: Flex Black Paint

CORNER RADIUS: 2.38" (STD)

Options:

2.75"

3.25"

3.68

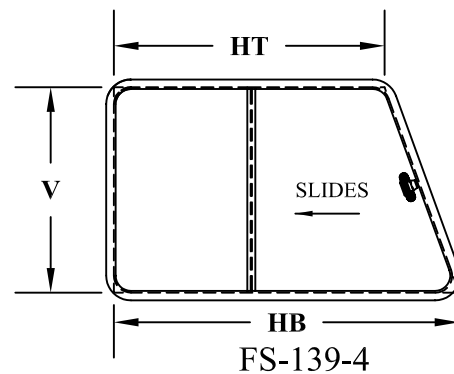
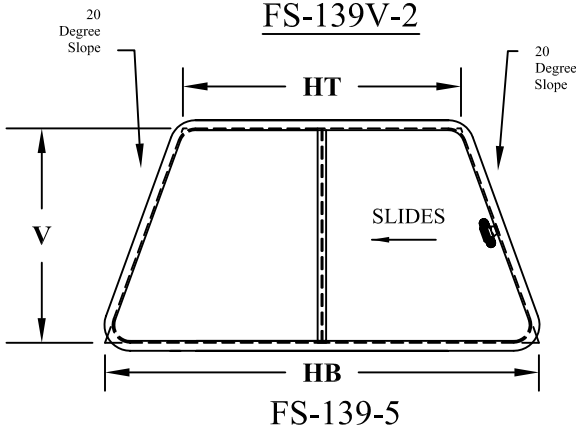
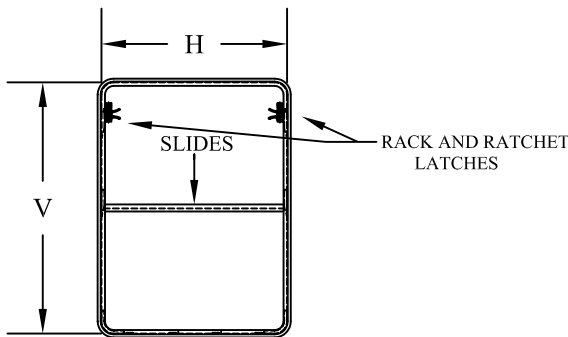
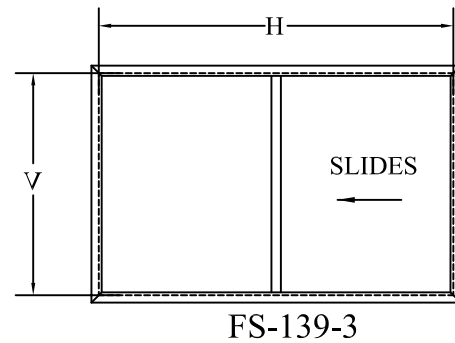
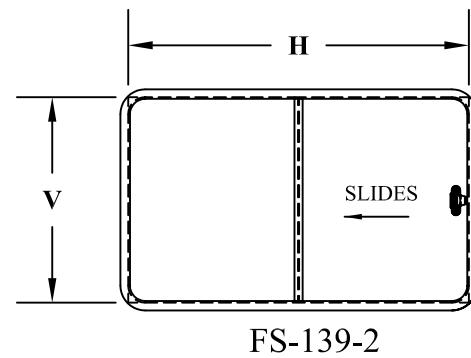
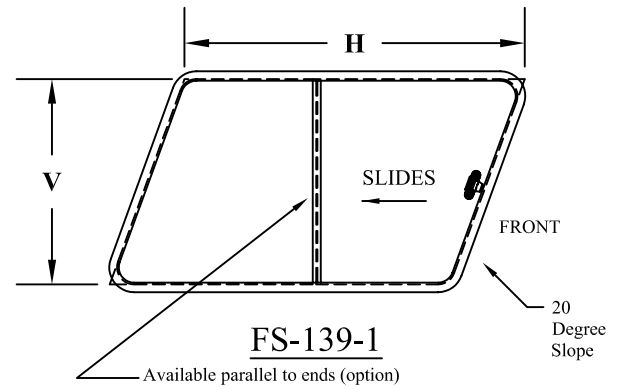
Mitered Corners

LATCH: WP4 Squeeze Latch Assembly (STD)

Option: Rack & Ratchet (Vertical Slider Only)

WP1 Latch with hold open

EXTERIOR VIEW
R. H. SHOWN - L. H. OPPOSITE



Transportation Products, Inc.
P. O. Box 586
Evergreen, Al 36401

Phone: (251) 578-1267
Fax: (251) 578-5213
E-mail: tpi@tpiwindows.com

FS-139