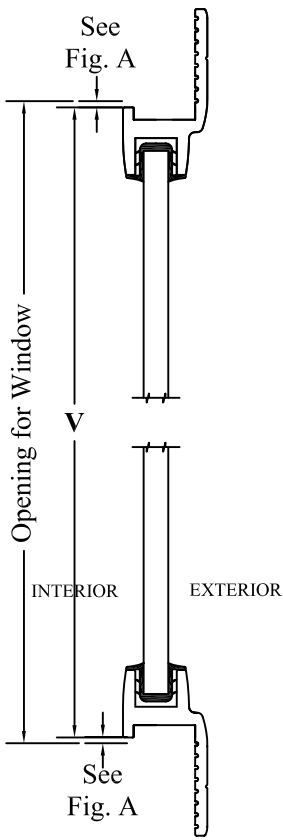


FLANGE-MOUNTED FRAMED GLASS

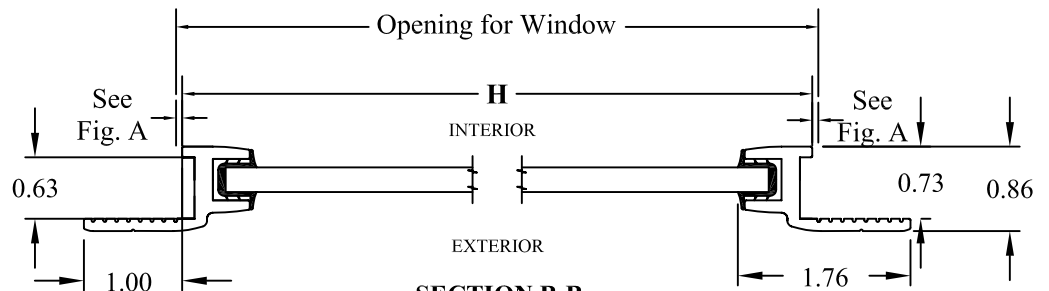
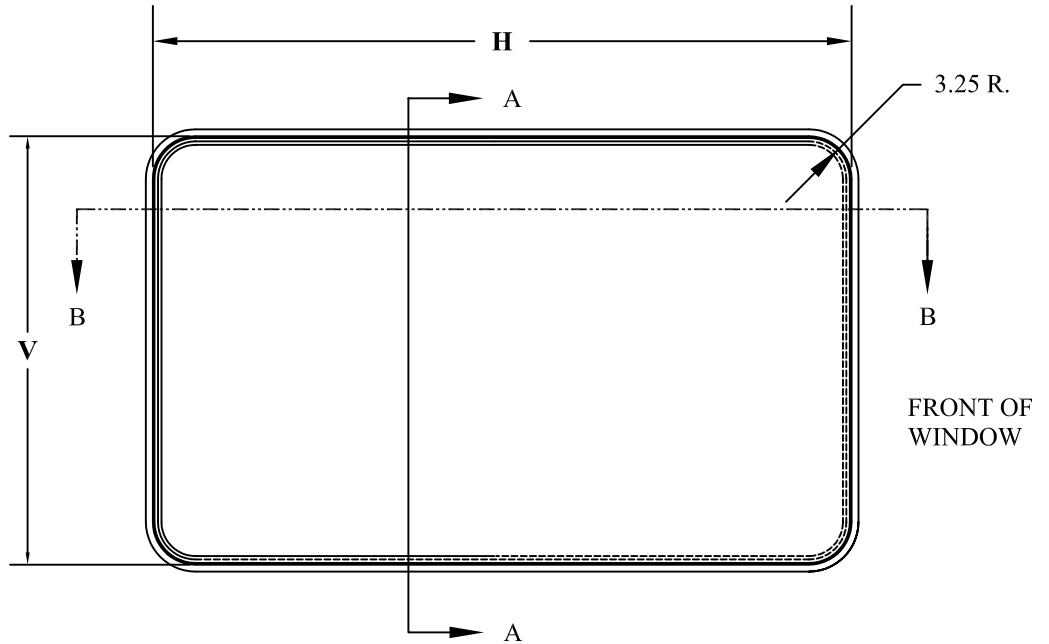
STATIONARY
WINDOW

FS-25

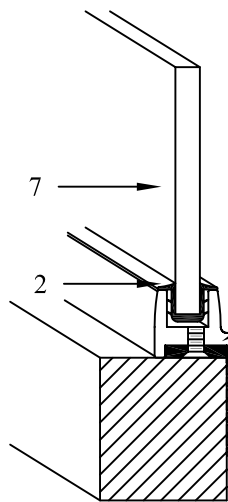
EXTERIOR VIEW
R. H. SHOWN - L. H. OPPOSITE



SECTION A-A



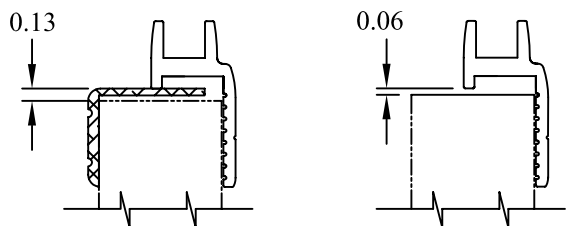
SECTION B-B



KEY TO NUMBERED PARTS

- 2. Vinyl glass channel
- 5. Outer Frame
- 6. Vehicle Wall
- 7. Stationary glass
- 43. Tie bar & Screw

FIG. A
WINDOW OPENING CLEARANCES
Selection of optional interior trim ring requires additional allowance for window opening as shown.



FS-25 WINDOW FEATURES

STANDARD SHAPES

Main window frame is bolted, screwed, or bonded to the vehicle body panel. Glass is cushioned in a durable vinyl glazing channel. Large stationary windows are available with or without a center mullion. This window can be manufactured in various shapes and sizes.

ORDERING INFORMATION

GLAZING: 3/16" Clear Tempered Safety Glass (Std)

Options:

- 3/16" Tempered Glass Light Green or Medium Gray Tint*
- 1/4" Tempered Glass- Clear, Light Green or Med Gray Tint*
- 7/32" Laminated Glass- Clear, Lt. Green or Med. Gray Tint*

3/16" or 1/4" Polycarbonate or Acrylic in various tints

*Additional Tints available upon request

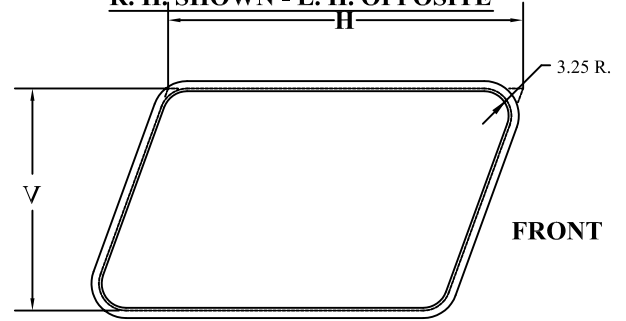
FRAME FINISH: Clear Anodized (STD)

Option: Black Anodized

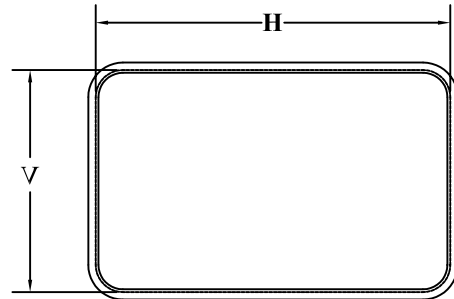
CORNER RADIUS: 3.25" (STD)

EXTERIOR VIEW

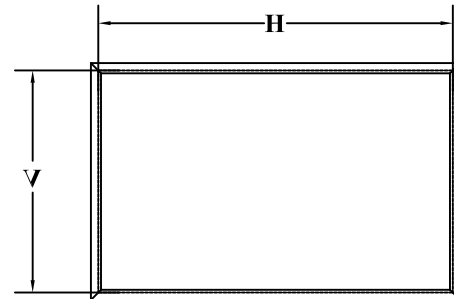
R. H. SHOWN - L. H. OPPOSITE



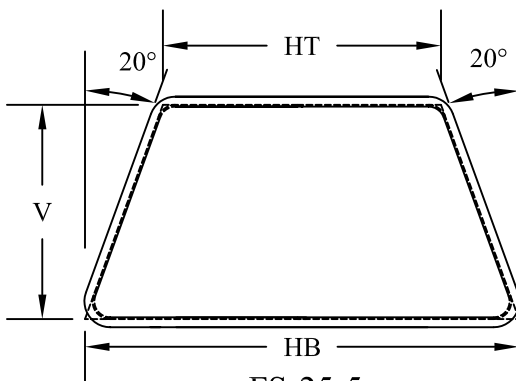
FS-25-1



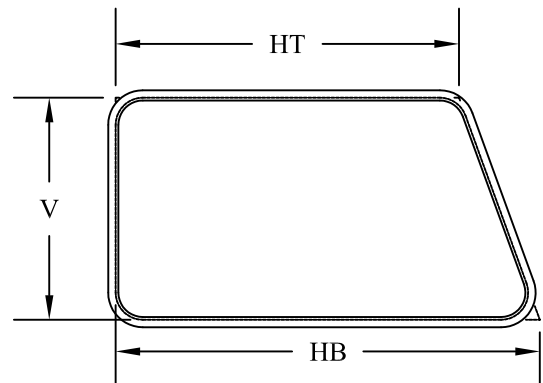
FS-25-2



FS-25-3



FS-25-5



FS-25-4

Transportation Products, Inc.
P. O. Box 586
Evergreen, Al 36401

Phone: (251) 578-1267
Fax: (251) 578-5213
E-mail: tpi@tpiwindows.com

FS-25